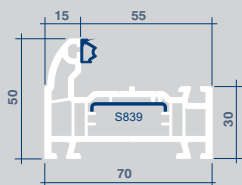
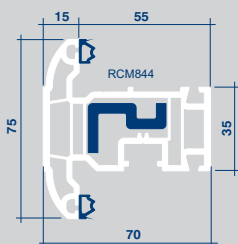


MAIN PROFILES



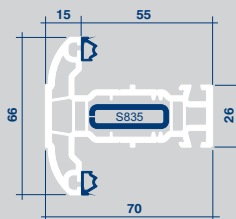
X839 - SLIM FRAME

Reinforcement Options:
RCM839 - Avail. TBA
S839



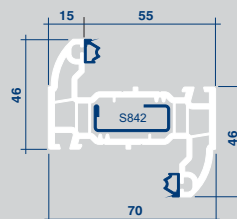
X844 - CASEMENT 'T' SASH

Reinforcement Options:
RCM844
S844 (Lockside)
S845 (Non-Lockside)



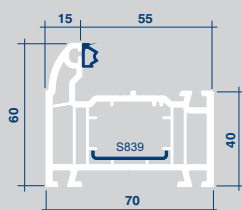
X835 - 'T' TRANSOM/MULLION

Reinforcement Options:
S842 (Light)
S835 (Heavy)
A835SP (Screw Ported)



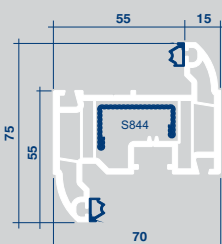
X842 - 'Z' TRANSOM/MULLION

Reinforcement Options:
S842 (Light)
S835 (Heavy)



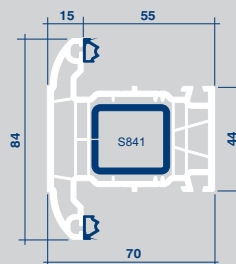
X841 - LARGE FRAME

Reinforcement Options:
RCM839 - Avail. TBA
S839



X845 - CASEMENT 'Z' SASH

Reinforcement Options:
RCM844
S844 (Lockside)
S845 (Non-Lockside)



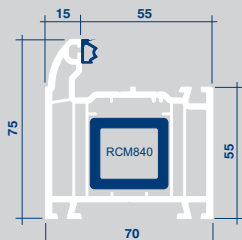
X855 - 'T' TRANSOM/MULLION

Reinforcement Options:
S855 (Light)
S862 (Stepped)
S841 (Heavy)
A855SP (Screw Ported)



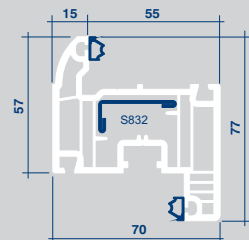
X862 - 'Z' TRANSOM/MULLION

Reinforcement Options:
S855 (Light)
S862 (Stepped)
S841 (Heavy)



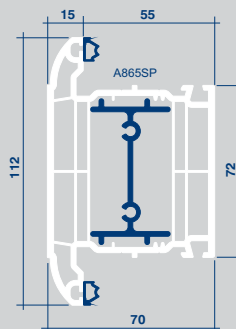
X840 - EXTRA LARGE FRAME

Reinforcement Options:
RCM839 - Avail. TBA
RCM840
S840 (Stepped)
S847 (Light Box)
S839



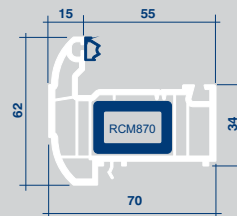
X832 - TILT & TURN SASH

Reinforcement Options:
S832



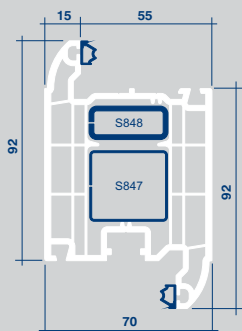
X865 - DOOR MIDRAIL

Reinforcement Options:
S865
A865SP (Screw Ported)



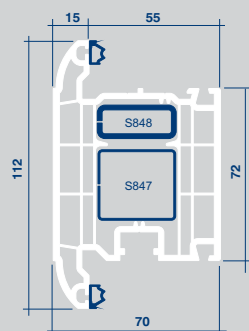
X870 - FLOATING MULLION

Reinforcement Options:
RCM870



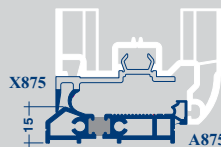
X848 - DOOR 'Z' SASH

Reinforcement Options:
S848 (Lockside)
S847 (Hingeside)

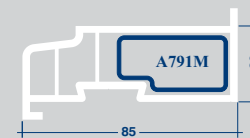


X847 - DOOR 'T' SASH

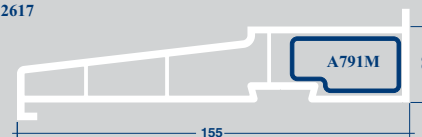
Reinforcement Options:
S848 (Lockside)
S847 (Hingeside)



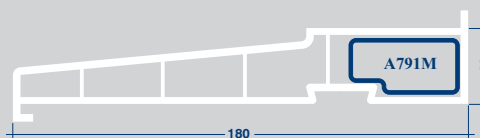
Low Threshold Option
Use with end caps 2617



X790 Use with end caps 2280
85mm SILL



X791 Use with end caps 2218
155mm SILL



X792 Use with end caps 2220
180mm SILL



X836 - OVOLO BEAD
24mm

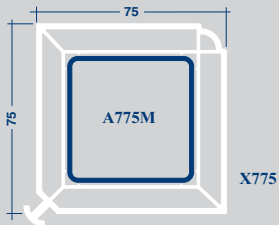


X838 - OVOLO BEAD
28mm

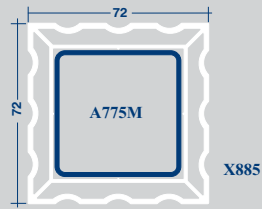


18370
REPAIR GASKET

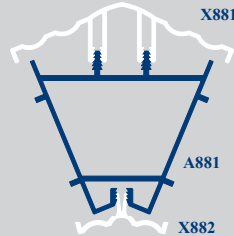
ANCILLARIES



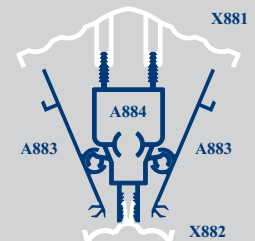
90° SQUARE BAY POST
Use with 4310 Jack Assembly and 4312 (2 off) Bearing Plates



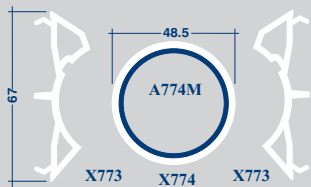
90° FLUTED SQUARE BAY POST
Use with 4310 Jack Assembly and 4312 (2 off) Bearing Plates



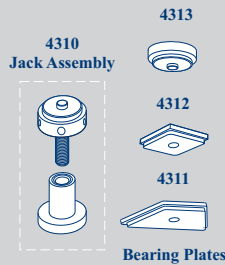
135° FLUTED BAY COUPLER
Use with 4310 Jack Assembly and 4311 (2 off) Bearing Plates



120° - 170° VARIABLE ANGLE FLUTED BAY ASSEMBLY
Use with 4310 Jack Assembly and 4313 (1 off) Bearing Plate



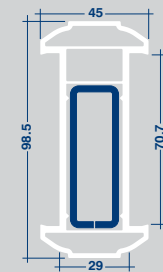
STANDARD BAY POLE ASSEMBLY
Use with 4310 Jack Assembly and 4313 (1 off) Bearing Plate



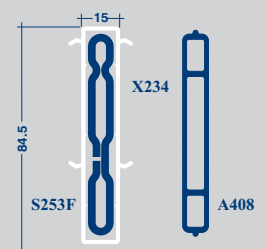
BAY POST JACK COMPONENTS



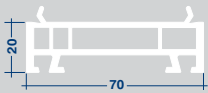
160° - 180° STRAIGHT/BOW BAY COUPLER



X766/S766 COUPLING MULLION



COUPLER



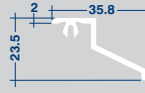
X760 20mm EXTENSION



X763 SINGLE LEG EXTENSION



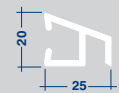
X765 3mm COUPLER



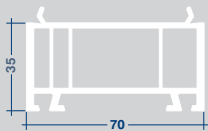
X767 HEAD DRIP



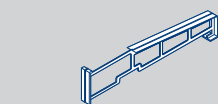
X718 EURO GROOVE INFILL



X769 WEATHER BAR
Use with end caps 2036 and retaining screws P2026



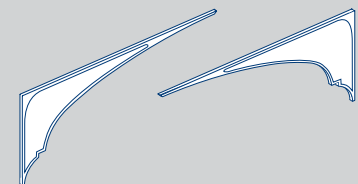
X761 35mm EXTENSION



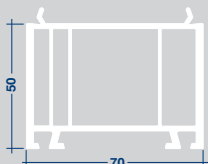
1818 - IN-LINE SILL JOINT COVER for 155mm SILL



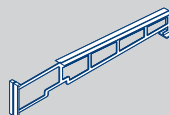
P2924 - SECURITY CLIP 24mm



4653 - TUDOR ARCH



X762 50mm EXTENSION



1819 - IN-LINE SILL JOINT COVER for 180mm SILL



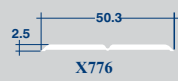
P2928 - SECURITY CLIP 28mm



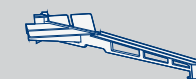
9851 - RUN-UP BLOCK



9852 - GLAZING BRIDGE



X776



1812 - 90° SILL JOINT COVER for 155mm SILL



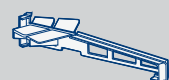
P2920 - SECURITY CLIP BASE PLATE PACK



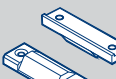
9853 - HERITAGE HORN



X777



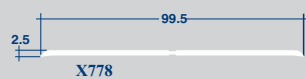
1813 - 135° SILL JOINT COVER for 155mm SILL



**2607 - INTERLOCK (SASH)
2608 - INTERLOCK (FRAME)**



9850 FLOATING MULLION END CAP



X778

FLEXI-ANGLES